

## Notebook Key Lock

# SECURITY LOCK



- Precision cylinder design minimizing jamming and ensuring consistent performance.
- Master key system support allowing administrators-controlled access management.
- Each key comes with a unique laser-engraved code. Lost your key?  
A replacement can be made with the original code-no hassle.
- Built with genuine 7x7 steel wire structure for enhanced cut resistance and reliable device protection.
- Specially designed slim design lock head for ultra-thin laptops.

## Features



Support master key system.  
& The keys has laser key codes



7x7 steel wire struction straight  
cable in dark smoke PVC coating.



Zinc alloyed lock body with tubular  
key mechanism; allows you to secure  
your laptop effortlessly.



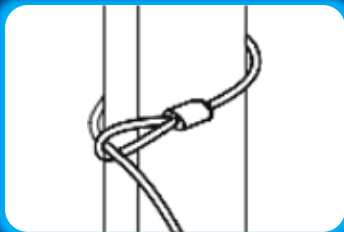
Convenient operation with 90° swivel cable joint.  
Creates great freedom of movement, eliminates  
awkward angles and allows you to insert your key.

## Specifications

	SP-KL802	SP-KL803	SP-KL804
			
<b>Size</b>	For K & Mini Slot 3 x 7mm	For Nano Slot 2.5 x 6mm	For K Slot 3 x 7mm
<b>Cable</b>	4mm x 180cm		

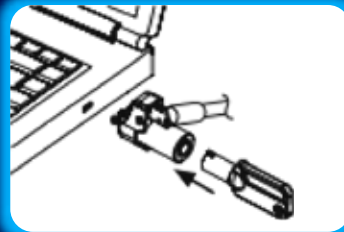
## Step-by-step Guideline

1



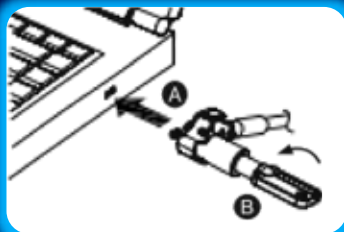
Wrap the cable around a firm object.

2



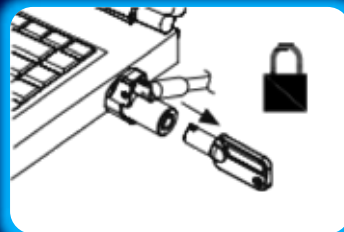
Insert the key into the lock hole behind the lock.

3



Insert the key lock A into the notebook and turn the key B anticlockwise.

4



Remove the key from the keyhole.

